



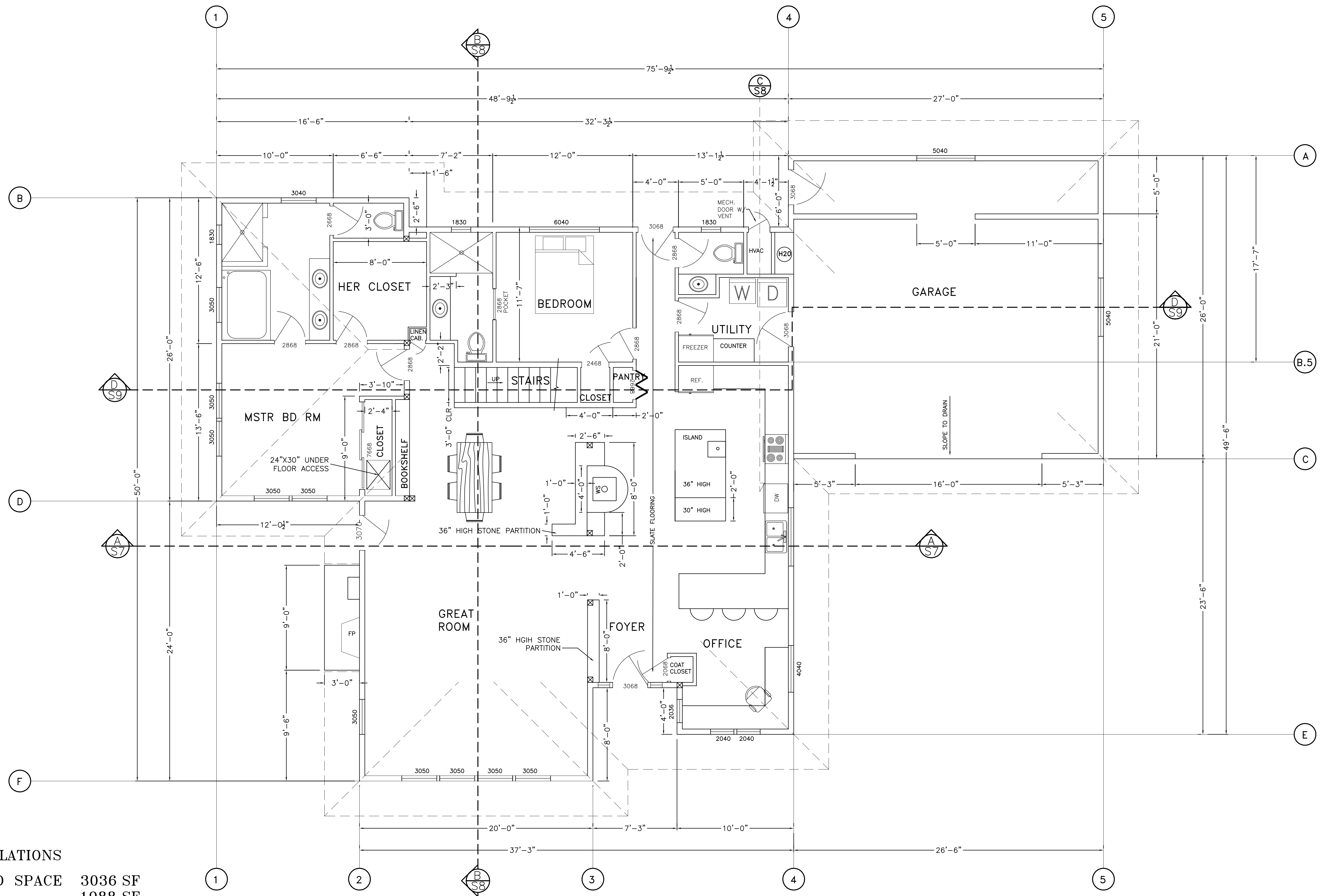
REVISIONS	BY
	C.J.L.



A NEW RESIDENCE FOR
ED & BETTY BISHOP
350 MALISSA AVE., CHESTER CA.



DRAWN	MSL
DESIGNED BY	C.J.L.
DATE	
SCALE	1/4" = 1'-0"
JOB NO.	00
SHEET	
A1	
OF ...	SHEETS



AREA CALCULATIONS

CONDITIONED SPACE	3036 SF
1ST FLOOR	1988 SF
2ND FLOOR	1048 SF
GARAGE	702 SF

© CHRISTOPHER J. LUNA - ENGINEER
 THESE DOCUMENTS AND THEIR CONTENTS ARE THE PROPERTY OF CHRISTOPHER J. LUNA - ENGINEER, AND ARE TO BE USED FOR THIS PROJECT ONLY. ANY CHANGES TO THESE PLANS, REGARDLESS OF HOW MINOR, WITHOUT THE WRITTEN APPROVAL OF CHRISTOPHER J. LUNA - ENGINEER, OR ANY CONSTRUCTION EXECUTED FROM THESE PLANS WITHOUT REVIEW AND APPROVAL OF ALL HARDWARE AND MATERIALS, OR ANY CHANGE OF SCOPE, DESIGN OR INTENT FOR ANY REASON, BY ANY PERSON OTHER THAN CHRISTOPHER J. LUNA - ENGINEER SHALL AUTOMATICALLY RENDER CHRISTOPHER J. LUNA - ENGINEER HARMLESS TO ANY LIABILITY CLAIMS, SUITS OR LITIGATION BY ANY INTERESTED PARTIES IN THE PROJECT. SPECIFICATIONS MAY ACCOMPANY THESE PLANS AND SHOULD BE READ CAREFULLY FOR ADDITIONAL CONDITIONS.

1ST FLOOR PLAN

\\Server\Autocad\files\H-OLD\Bishop\BISHOP.dwg, 12/20/2007 9:52:44 AM